

VALVE SOLUTIONS

FOOD & BEVERAGE

PBM PROVIDES THE VALVE PRODUCTS AND SERVICES REQUIRED TO ELIMINATE PRODUCT CONTAMINATION, COMPLY WITH SANITARY REGULATIONS, FACILITATE CLEAN-IN-PLACE, MAINTAIN CONSISTENT TEMPERATURES, SOLVE CLOGGING PROBLEMS, REDUCE DOWNTIME, AND PRODUCE HIGH QUALITY FOOD AND BEVERAGES.

MULTI-PORT BALL VALVES ELIMINATE LEAKAGE IN CONTINUOUS FOOD PROCESS LINES

Processing dough and seasonings is often a 24-hours per day, seven days per week operation. Reliable, leak-free equipment is essential to comply with sanitary regulations and keep process lines running continuously.

PBM's Multi-Port ball valves feature the Adjust-O-Seal® design, which allows inline seat adjustment to compensate for normal seat wear and prevent leakage.



These PBM Multi-Port and other valves feature Direct Mount Actuation, which uses the valve stem as an integral part of the actuator drive to eliminate the side load and vertical load that can cause leakage.

FLUSH TANK BALL VALVES KEEP SOFT DRINK SYRUP FLOWING SMOOTHLY

Manufacturing products that use viscous ingredients like syrup can be a sticky business. Many valves used to control the flow of these ingredients from storage and mixing vessels cannot prevent materials from building up inside the valve and contaminating the process.

PBM's Flush Tank valves feature tank pads that minimize the dead space where materials can collect and clog the valve,




and can be equipped with body cavity fillers that reduce media collection in the valve.

SANITARY MULTI-PORT BALL VALVE CONTROLS LIQUIDS IN SPRAY COATINGS LINES

Food coatings, such as sugar and vitamins, are often applied as liquids by a spray line. Spray lines often use the same equipment to process multiple ingredients, so it is important that valves accommodate multiple flow patterns and be easy to clean.

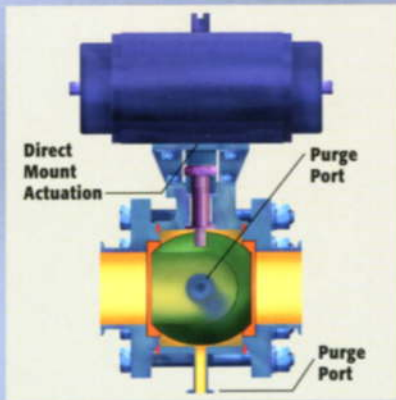
PBM's Igenix® Series 4 Sanitary Multi-Port ball valves feature PBM's True-Bore® design which means that the I.D. of the ball and end fittings is the same as that of the tubing. This eliminates dead space in the through path where media can collect and become contaminated. True-Bore also eliminates the temperature fluctuations and pressure drops that can occur when media flows from tubing through a reduced or full port ball valve. PBM's Sanitary Multi-Port ball valves are available in sizes through 6" and in over 50 flow patterns.



CIP DIVERTER PORT BALL VALVES ENABLE QUICK CLEANING OF EQUIPMENT

Thick foods, complex configurations, and limited space can require creative valve solutions.

PBM's Diverter Port ball valves are an ideal solution for processing thick foods. When equipped with purge ports, the Clean-In-Place design enables the body cavity of the valve to be cleaned quickly and thoroughly inline. For applications in which permanent inlet and



outlet connections are not practical, portable hoses may be used.

This ball valve can also be equipped with PBM's Direct Mount Actuation package, which uses the

valve stem as an integral part of the actuator drive to eliminate the need for brackets and extensions, improve alignment, and increase cycling life.

SANITARY 2-WAY AND MULTI-PORT BALL VALVES EFFICIENTLY CONTROL MULTIPLE FOOD INGREDIENTS

Many food manufacturers use the same process lines to produce multiple products. The ability to successfully process multiple food ingredients using the same equipment is dependent upon the quality and durability of that equipment.

PBM ball valves feature a top quality design and



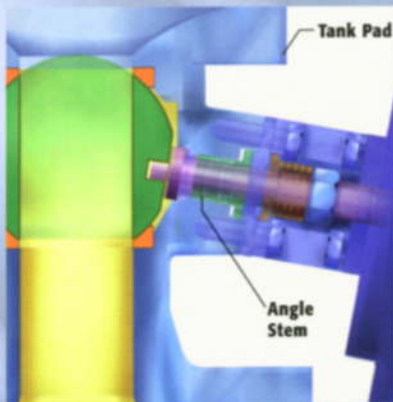
exceptionally long performance life. This durability is enhanced by PBM's Adjust-O-Seal feature, which allows

inline seat adjustment to compensate for normal seat wear and reduces downtime for maintenance.

ANGLE STEM FLUSH TANK BALL VALVE MINIMIZES DEAD SPACE IN INSULATED MIXING TANKS

Dead space in process lines or vessels can cause incomplete mixing and draining, which, in turn can slow production and contaminate the process.

To solve dead space problems, PBM's Angle Stem Flush Tank valve comes equipped with a standard tank pad that is specially designed to position the ball close to the inside tank surface to reduce areas where media could become trapped. The pad fits



most tank configurations, including dished, flat, ellipsoidal, jacketed, conical or spherical. Custom and adapter pads are also available to solve specific application needs.

This valve also incorporates an angled stem assembly that provides actuator clearance on jacketed or insulated tanks.

PBM HAS SOLUTIONS FOR YOUR VALVE APPLICATIONS.

PBM RECOGNIZES THAT MANY VALVE APPLICATIONS ARE UNIQUE AND OFTEN HAVE SPECIAL PROBLEMS. PBM COMBINES SPECIFIC APPLICATION REQUIREMENTS WITH CREATIVE ENGINEERING AND QUALITY MANUFACTURING PRACTICES. ADD TO THAT PBM'S COMMITMENT TO QUALITY SERVICE, AND THE RESULT IS SATISFACTION FOR YOU... OUR CUSTOMER.

PBM VALVES OFFER THE CONVENIENCE OF STANDARD FEATURES WITH THE OPTION TO CUSTOMIZE A VALVE FOR A SPECIFIC APPLICATION. MOST PBM VALVES INCORPORATE PBM'S ADJUST-O-SEAL® DESIGN, AND ONLY PBM HAS THE ABILITY TO PROVIDE CLEAN-IN-PLACE/STEAM-IN-PLACE CAPABILITY WITHOUT PROCESS INTERRUPTION.

PBM HANDLES TOUGH VALVE APPLICATION PROBLEMS... JUST LIKE YOURS.



PBM, Inc.
1070 Sandy Hill Road
Irwin, PA 15642
800-967-4PBM
724-863-0550
Fax: 724-864-9255
www.pbmvalve.com
Email: info@pbmvalve.com

